

96W 110-277VAC Constant Voltage Non-Dimmable LED Driver Class 2 ITEM NUMBER 5015-PSU-96WxxV-JB-CL2



FEATURES

- Output: 12Vdc or 24Vdc Constant Voltage
- Input voltage range 100-277VAC
- Built-in PFC function / PF>0.99
- Efficiency >87%
- Protections for short circuit, over voltage& overheat
- IP20 design for indoor or outdoor installations
- Cooling by free air convection
- Suitable for LED lighting & moving sign applications
- Compliance to worldwide safety regulations
- UL/cUL, FCC listed, Class P, Type HL
- 7 years warranty



SPECIFICATIONS

PRODUCT NUMBER	5015-PSU-100W12V-JB	5015-PSU-96W24V-JB-CL2
DC Voltage	12V	24V
Voltage Accuracy	±0.5V	± 0.5V
Rated current	8.3A	4.00A
Rated Power	100W	96W
Voltage Range	100-277V AC	100-277V AC
Frequency Range	47-63HZ	47-63HZ
Power Factor (Typ.)	0.99@120V ;0.97@230V ;0.97@277V	
Full Load Efficiency (Typ.)	>87%	>88%
AC Current (Typ.)	1.3A @110VAC	1.3A @110VAC
THD(Typ.) at full load	<15% @120V <20%@230V <20% @277V	
Inrush Current (Typ.)	14A,50% ,780us @120v ;50A,50% 176us@230V ;15A 50% 660us@277V	
Leakage Current	<0.50mA	<0.50mA
Short Circuit	Hiccup mode, recovers automatically after fault condition is removed	
Over Temperature	100°C±10°C shut down o/p voltage, automatically recover after cooling	
Over Loading	≤120% constant current limiting, auto-recovery	
Working Temperature	-40 ~ +60°C	
Working Humidity	20~90%RH, non-condensing	
Storage Temp & Humidity	-40 ~ +80°C 10 ~ 95%RH	
TEMP. Coefficient	±0.03%/°C (0 ~ 50°C)	
Vibration	10~ 500HZ, 2G 10min./1 cycle, period for 60min., each along X,Y,Z axis	
Safety standards	UL8750+UL1310	UL8750+UL1310
Withstand Voltage	I/P-O/P:3.75KVAC	
Isolation resistance	I/P-O/P: 100M±Ω/500VDC/25°C/70%RH	
EMC EMISSION	FCC Part 15 B	
Warranty	7 Years	
Weight	1.3Kg	
Dimensions	221x93x40mm (LxWxH)	

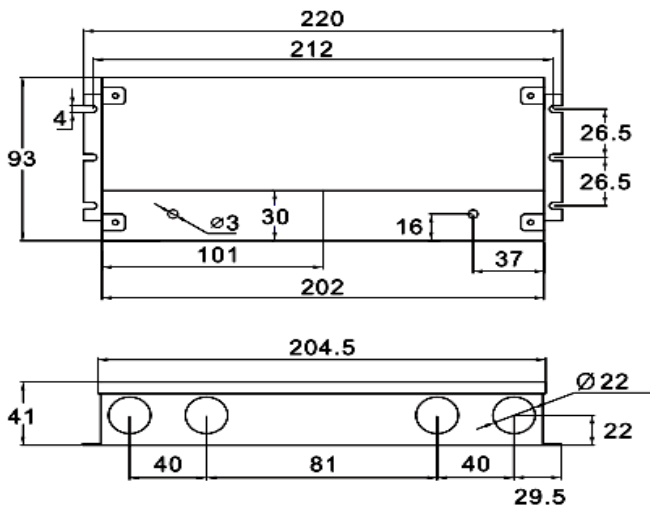
96W 110-277VAC Constant Voltage Non-Dimmable LED Driver Class 2 ITEM NUMBER 5015-PSU-96WxxV-JB-CL2



NOTES

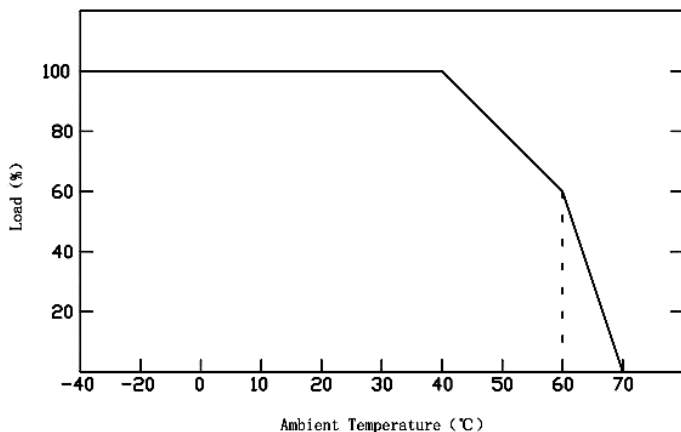
1. All parameters are measured at 120VAC & 277VAC input, rated load and 25°C of ambient temperature
2. Tolerance: includes set us tolerance, line regulation and load regulation.

MECHANICAL SPECIFICATIONS



- Input: 18AWG Black and White to be connected to AC L and N, Green wire go ground,
- Output power cord: 16AWG, Red to LED Positive side (+), Black to LED Negative side (-).

DERATING CURVE

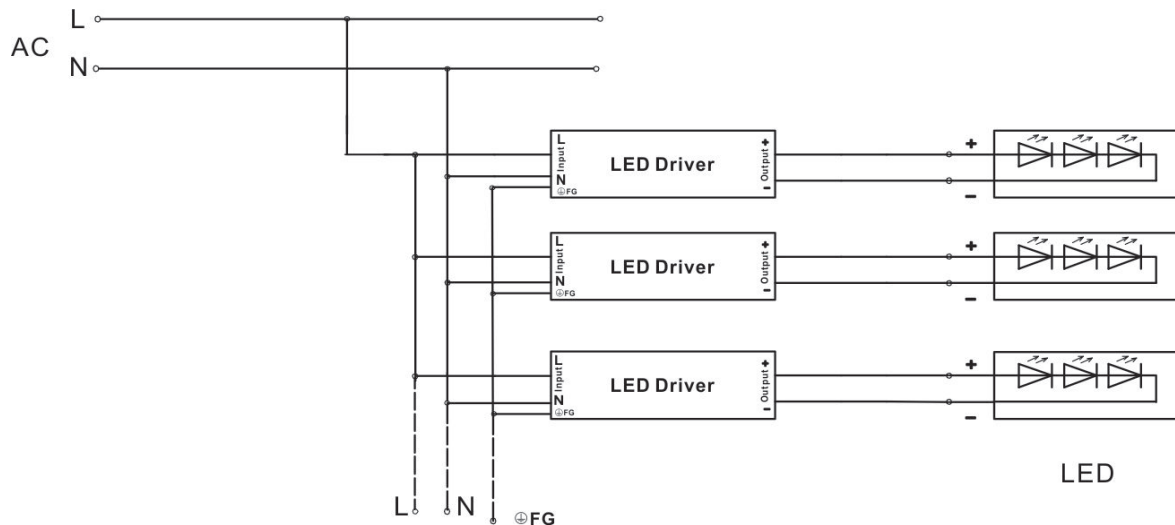


- Load carried in accordance with the load derating curve, according to the ambient temperature derating, in order to extend the running life.

**96W 110-277VAC Constant Voltage
Non-Dimmable LED Driver Class 2
ITEM NUMBER 5015-PSU-96WxxV-JB-CL2**



CONNECTING DIAGRAM



SIMPLE CONNECTION DIAGRAM



INSTRUCTIONS

- This driver should be installed by qualified and professional person;
- Please make sure the driver is installed with adequate ventilation around it to allow for heat dissipation.
- Ensure that wiring is correct before test in order to avoid light and power supply damage;
- If the LED drivers does not work properly, contact us by email at info@prismlightinggroup.com, by phone 1-866-620-1380 to get technical support or visit our official Website: www.PrismLightingGroup.com