

# LOVO™ M6 LED RECESSED LIGHT

Item Number: 3060-RCM6-5W24V-3IN-xK-xxFIN




Plug-and-Play Lovo LED recessed down lights are an easy-to-use, safer and affordable solution for Residential, Commercial applications, brightening up retail displays, functional work areas, and any space where recessed lighting is required! Easy plug-and-play technology combined with dimmable control, various surface or flush mount options, natural color, magnetic trims, selectable white tuning and High CRI With less raw materials than conventional recessed LED fixtures makes this far more environmentally friendly.



## FEATURES

- PWM Dimmable
- Input 24V DC
- 5pcs 1W High Power LED
- 80 CRI (Ra)
- Recessed Mounted
- White or Chrome Finish
- Beam Angle 45° &
- Easy Connect Lighting System
- Safe Plug and Play Connection
- 5ft FC Male/Female Extension Cable Included
- cTUVus (UL Compliant)



LINKABLE  
MAX. 6PCS



SAFE VOLTAGE




PWM DIMMABLE



5 YEAR  
WARRANTY



IP21 RATED



ENERGY  
EFFICIENT



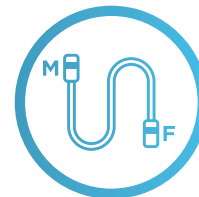
INDOOR



PATENT  
PENDING



SMART  
COMPATIBLE



5FT FC CABLE  
EXTENSION INCLUDED

# LOVO™ M6 LED RECESSED LIGHT



## SPECIFICATIONS

Product Number 3060-RCM6-5W24V-3IN-xK-xxFIN

Color Temperature (xK): 3000K (3K)  
5000K (5K)

Power Consumption (W): 5 Watts

Input Voltage: 24V DC

Light Source: 1W high power LED

Lumens: 500lm (100lm/W)

CRI: 80

Beam Angle: 45°C

Material: Pure aluminum

Fixture Trim Color (xxFin): White (WH)  
Chrome (CH)

Tiltable: 25°C

IP Grade IC Rated, IP 21

Dimming PWM Dimmable

Dimensions: 86mm D X 62mm H  
Cut Out: 74mm

Environment Indoor use

Operation Temperature Max Ta=30°C

Certification: cTUVus

Lifespan 50,000hrs

## FINISH COLOR

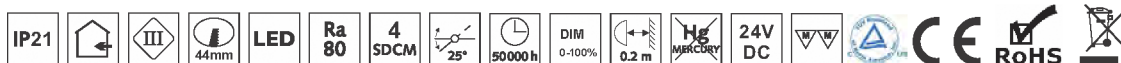
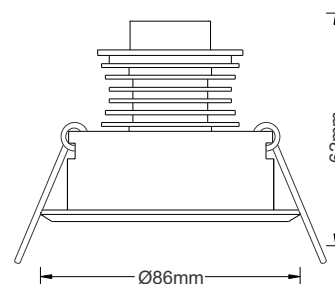
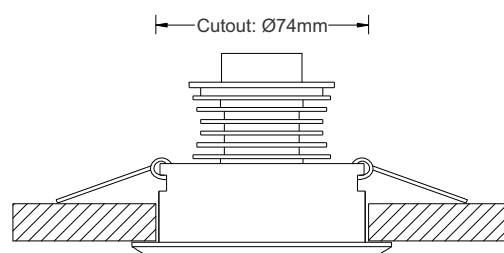


White



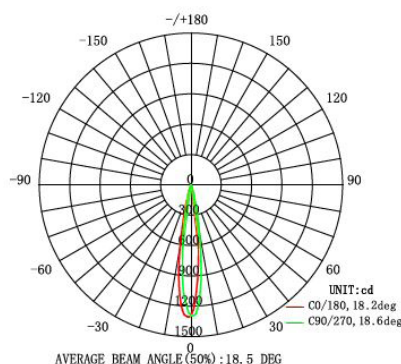
Chrome

## DIMENSIONS



## GONIOPHOTOMETERS SYSTEM TEST REPORT

20°	H(m)	Lux	Ø(cm)
1	1	1965	28.66
2	2	491.1	57.33
3	3	218.25	85.99
4	4	122.79	114.65
5	5	78.59	143.32

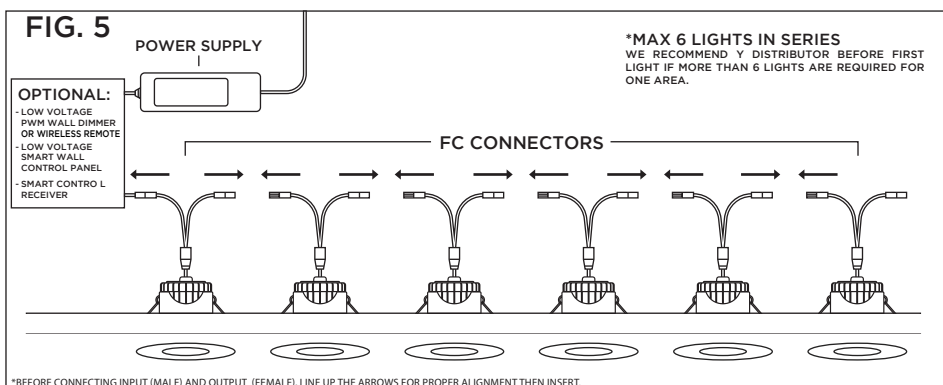
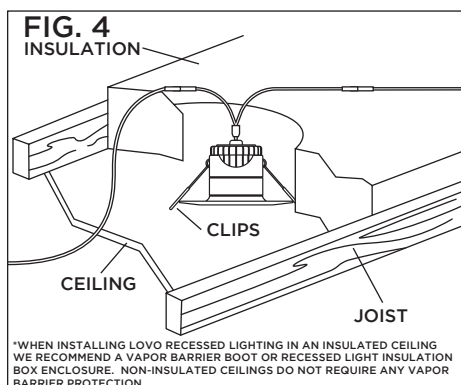
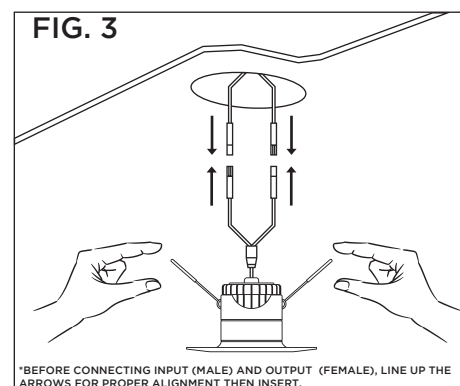
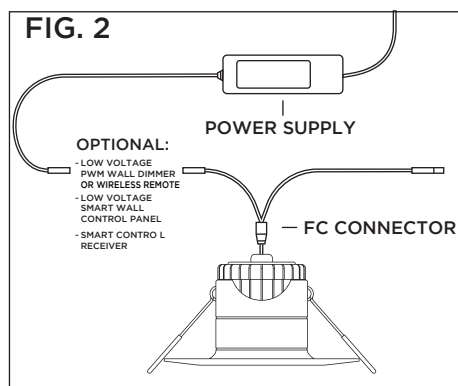
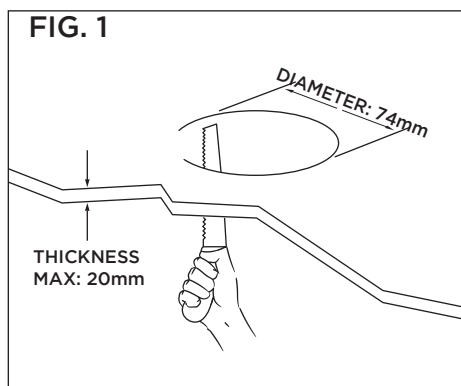


# LOVO™ M6 LED RECESSED LIGHT



## INSTALLATION

1. Cut the installation hole of 2.91" (74mm) into the ceiling (Figure 1). For open joist (new construction) scenario, mount optional New Construction Rough-In-Plate.
2. Run your Lovo™ FC cabling from power supply to optional PWM dimming control then to the lights. (Figure 2).
3. When you are ready to connect the light, line up the arrows embossed into each FC connector and connect the input plug to the socket outlet. Push together until the green end of the input plug is no longer visible within the output plug. (Figure 3)
4. Place the LED recessed light into the ceiling by pushing up on the spring flanges on the side of the light (beware of the force of the tension spring). Push the flanges into the hole provided and slowly work the light up until the trim ring covers the opening. (see Figure 4, 5 and Clearance Information section).



## CAUTION

- DO NOT Connect LED Recessed Light to any voltage other than 24VDC, failure to do so may cause permanent damage to the recessed light.
- When Dimming, only compatible with PWM (Pulse Width Modulation).
- Do NOT plug the driver to AC outlet before the LED Recessed Light is properly connected, it may damage the function of the LED light.
- Locate the driver in a well ventilated and accessible area as well as free from any insulating material.
- It is recommended that 20cm of open space be provided around the driver and 7.5cm around lamp housing to permit air circulation.
- We recommend you follow all local safety authority rules and regulations when installing our Prism Lovo Series products.
- Do not install or operate LED Recessed Light kit into a completely sealed environment.
- Do not install or operate LED Recessed Light kit in an environment that has humidity levels above 70%.

# LOVO™ M6 LED RECESSED LIGHT



## APPLICATIONS

- Display Cases
- Trade Show Exhibits
- Museum Environments
- Jewelry Cabinets
- Office
- Residential
- Commercial



## WARRANTY

Prism Lighting Group Warrants to its customers who purchase its LED fixtures that the products are free from defects in material and workmanship from the date of shipment. During warranty period, Prism Lighting Group, at their discretion, agrees and shall be obligated to a limit of refund of the purchase price of the products or replacement of fixtures.

This limited warranty will not apply to loss or damage to the product caused by: damage due to fire or acts of God; vandalism; civil disturbances; accident; failure to follow installation, operating or maintenance. This limited warranty excludes field labor and service charges related to the repair or replacement of the Product.

Complete warranty details for fixtures are available. Please contact Prism Lighting Group at 1-866-600-1380 or [info@prismlightinggroup.com](mailto:info@prismlightinggroup.com).